

ABRI ♦ FORM

Premium








ABENA®





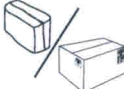














Drop System

Abena's drop system serves as a guide to indicate the right product choice for individual needs.

		XS2		
		S2		S4
Zero M0	M1	M2	M3	M4
Zero L0	L1	L2	L3	L4
				
		XL2		XL4

1-3 drops = light incontinence
 4-5 drops = moderate incontinence
 6-8 drops = heavy incontinence
 9 drops = very heavy incontinence

Abri-Form

Art. no.	Product / Colour Code			
<input type="checkbox"/> 43054	 XS2	50-60 cm	1400 ml	32/128
<input type="checkbox"/> 43055	 S2	60-85 cm	1800 ml	28/84
<input type="checkbox"/> 43056	 S4	60-85 cm	2200 ml	22/66
<input type="checkbox"/> 43049	 Zero M0	70-110 cm	1500 ml	26/104
<input type="checkbox"/> 43061	 M1	70-110 cm	2000 ml	26/104
<input type="checkbox"/> 43060	 M2	70-110 cm	2600 ml	24/96
<input type="checkbox"/> 43062	 M3	70-110 cm	3100 ml	22/88
<input type="checkbox"/> 43063	 M4	70-110 cm	3600 ml	14/56
<input type="checkbox"/> 43059	 Zero L0	100-150 cm	2000 ml	26/104
<input type="checkbox"/> 43066	 L1	100-150 cm	2500 ml	26/104
<input type="checkbox"/> 43065	 L2	100-150 cm	3100 ml	22/88
<input type="checkbox"/> 43067	 L3	100-150 cm	3400 ml	20/80
<input type="checkbox"/> 43068	 L4	100-150 cm	4000 ml	12/48
<input type="checkbox"/> 43069	 XL2	110-170 cm	3400 ml	20/80
<input type="checkbox"/> 43071	 XL4	110-170 cm	4000 ml	12/48

bäumer